




# NOSTRA STUDENTS







1. Name:(optional)		
		Response Count
		12
	<i>answered question</i>	12
	<i>skipped question</i>	12

2. Age			
		Response Percent	Response Count
Under 20,		0.0%	0
20-35,		0.0%	0
36-50,		43.5%	10
<b>51-65,</b>		<b>52.2%</b>	<b>12</b>
65+,		4.3%	1
		<i>answered question</i>	<b>23</b>
		<i>skipped question</i>	<b>1</b>





3. Outline your previous qualifications			Response Percent	Response Count
Primary,			13.0%	3
Inter/Junior Cert.			17.4%	4
Leaving Cert.			17.4%	4
<b>Diploma/Certificate</b>			<b>52.2%</b>	<b>12</b>
Primary Degree			21.7%	5
Masters Degree			26.1%	6
Other			13.0%	3
		<b>answered question</b>		<b>23</b>
		<b>skipped question</b>		<b>1</b>

4. Which Centre have you attended?			Response Percent	Response Count
<b>Mary Immaculate College</b>			<b>72.7%</b>	<b>16</b>
Dominican Biblical Institute			13.6%	3
Presentation Brothers, Cork			36.4%	8
Glenstal			36.4%	8
Thurles			4.5%	1
Other			0.0%	0
		<b>answered question</b>		<b>22</b>
		<b>skipped question</b>		<b>2</b>







**5. How did you find out about NOSTRA?**

		Response Percent	Response Count
Newspaper		5.3%	1
Parish Bulletin		10.5%	2
<b>From a friend or acquaintance</b>		<b>47.4%</b>	<b>9</b>
Church Notice Board		26.3%	5
Other Notice Board		0.0%	0
Referred to our website		0.0%	0
Found our website with a search engine		10.5%	2
Referred by another Church Body.		5.3%	1
Other (please specify)			5
		<b>answered question</b>	<b>19</b>
		<b>skipped question</b>	<b>5</b>



**6. Please indicate the year or years you were a registered NOSTRA student. (The years below are the academic year i.e. September of one year to August of the following year).**

		Response Percent	Response Count
2005/2006		40.9%	9
<b>2006/2007</b>		<b>45.5%</b>	<b>10</b>
2007/2008		31.8%	7
<b>2008/2009</b>		<b>45.5%</b>	<b>10</b>
		<b>answered question</b>	<b>22</b>
		<b>skipped question</b>	<b>2</b>








**7. How many ECTS credits do you have?**

		Response Percent	Response Count
1-10		25.0%	4
<b>11-20</b>		<b>31.3%</b>	<b>5</b>
21-30		6.3%	1
31-40		6.3%	1
41-80		25.0%	4
81-100		6.3%	1
101-120		0.0%	0
120+		0.0%	0
		<b><i>answered question</i></b>	<b>16</b>
		<b><i>skipped question</i></b>	<b>8</b>



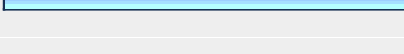


**8. Do you intend to pursue further credits with NOSTRA?**

		Response Percent	Response Count
Yes		81.8%	18
No		18.2%	4
		<b><i>answered question</i></b>	<b>22</b>
		<b><i>skipped question</i></b>	<b>2</b>






**9. If yes to the previous question please state the approximate number of credits you wish to achieve.**

		Response Percent	Response Count
1-10		0.0%	0
11-20		0.0%	0
21-30		20.0%	3
31-40		6.7%	1
41-80		13.3%	2
81-100		6.7%	1
101-120		0.0%	0
<b>120+</b>		<b>53.3%</b>	<b>8</b>
		<b>answered question</b>	<b>15</b>
		<b>skipped question</b>	<b>9</b>







**10. The greatest obstacle for my on going education with NOSTRA is:**


		Response Percent	Response Count
Financial		33.3%	6
Motivation		5.6%	1
<b>Time</b>		<b>44.4%</b>	<b>8</b>
Travel		11.1%	2
Lack of employment opportunity		5.6%	1
		Other (please specify)	6
		<b>answered question</b>	<b>18</b>
		<b>skipped question</b>	<b>6</b>

**11. How far are you from the lecture location?**

		Response Percent	Response Count
0-5 MILES		54.5%	12
6-10 MILES		4.5%	1
11-15 MILES		9.1%	2
16-20 MILES		4.5%	1
20 +		27.3%	6
		<b>answered question</b>	<b>22</b>
		<b>skipped question</b>	<b>2</b>






**12. Please indicate your main reason for attending a NOSTRA course?**

		Response Percent	Response Count
Personal enrichment		26.1%	6
Engage your mind		8.7%	2
Enhance your involvement in a faith community		13.0%	3
Increase your employment prospects		13.0%	3
<b>Interest in Theology</b>		<b>30.4%</b>	<b>7</b>
Other		8.7%	2
		<b>answered question</b>	<b>23</b>
		<b>skipped question</b>	<b>1</b>

13. Has NOSTRA met these expectations?				
			Response Percent	Response Count
YES			100.0%	22
NO			0.0%	0
Please comment				11
<b>answered question</b>				<b>22</b>
<b>skipped question</b>				<b>2</b>

14. Rate your satisfaction with the course							
	Excellent	Very Good	Good	Fair	Poor	Rating Average	Response Count
Lectures	<b>65.2% (15)</b>	26.1% (6)	4.3% (1)	4.3% (1)	0.0% (0)	1.48	23
Tutorials	29.4% (5)	<b>47.1% (8)</b>	23.5% (4)	0.0% (0)	0.0% (0)	1.94	17
Location	45.5% (10)	<b>50.0% (11)</b>	4.5% (1)	0.0% (0)	0.0% (0)	1.59	22
Library	<b>33.3% (5)</b>	20.0% (3)	13.3% (2)	0.0% (0)	<b>33.3% (5)</b>	2.80	15
Catering	23.1% (3)	<b>38.5% (5)</b>	30.8% (4)	0.0% (0)	7.7% (1)	2.31	13
Administration	<b>52.6% (10)</b>	36.8% (7)	10.5% (2)	0.0% (0)	0.0% (0)	1.58	19
Choice of courses	15.0% (3)	<b>50.0% (10)</b>	20.0% (4)	15.0% (3)	0.0% (0)	2.35	20
Other (please specify)							5
<b>answered question</b>							<b>23</b>
<b>skipped question</b>							<b>1</b>

15. Outline future directions for NOSTRA that you would support?						
	Urgent	Very important	important	somewhat important	not important	Response Count
More Modules	21.4% (3)	<b>42.9% (6)</b>	21.4% (3)	14.3% (2)	0.0% (0)	14
Bachelor of Theology	<b>41.7% (5)</b>	33.3% (4)	8.3% (1)	0.0% (0)	16.7% (2)	12
Bachelor of Arts with Theology and another subject	16.7% (2)	25.0% (3)	0.0% (0)	25.0% (3)	<b>33.3% (4)</b>	12
Summer Schools	23.5% (4)	<b>35.3% (6)</b>	11.8% (2)	11.8% (2)	17.6% (3)	17
More emphasis on the local parish/faith community	21.4% (3)	<b>42.9% (6)</b>	28.6% (4)	7.1% (1)	0.0% (0)	14
Provide formation as well as information	14.3% (2)	<b>50.0% (7)</b>	28.6% (4)	7.1% (1)	0.0% (0)	14
Develop and expand on line learning	<b>40.0% (8)</b>	25.0% (5)	20.0% (4)	10.0% (2)	5.0% (1)	20
Other (please specify)						5
<b>answered question</b>						<b>23</b>
<b>skipped question</b>						<b>1</b>

16. What is the best time for you to attend courses?			
		Response Percent	Response Count
Midweek -Day time		4.3%	1
<b>Midweek -After 6.00 p.m.</b>		<b>82.6%</b>	<b>19</b>
Saturdays		4.3%	1
Sundays		0.0%	0
Summer schools Weekend		4.3%	1
Summer schools Mid-week.		4.3%	1
Other (please specify)			5
<b>answered question</b>			<b>23</b>
<b>skipped question</b>			<b>1</b>